


CABLE DUCTS

(Wiring Channels)



New
Halogen Free Ducts
RoHS Compliant Ducts

CABLE DUCTS

Features

- Manufactured from specially compounded high-impact rigid polyvinyl chloride
- Will not peel, chip or crack
- Resists oil, salt solution and fungus
- Nonflammable, warp-proof and Non-brittle
- High dielectric strength and withstands temperature upto 60° C
- Unique cover locking design prevents popping up of wires while removing cover
- Elongated slots at the bottom allow flexible mounting
- Heavy & robust sections

Material Specification

- High impact, self extinguishing, Warp-proof rigid PVC
- Other materials such as chlorine free PPO is available on request

Mechanical Properties

- Tensile strength - 390 kg/cm²
- Impact strength - 7 kg.cm/cm

Electrical Properties

- Dielectric strength - 36 kV/mm
- Specific resistance - 6.1 x 10¹⁴

Thermal Properties

- Flammability - UL 94 VO

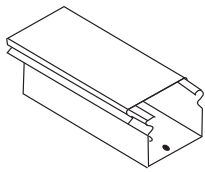
Colour

- Standard: Greenish grey for B type and light grey for A type
- Other colours: Black, Ivory, White, Blue Green are available for large quantities

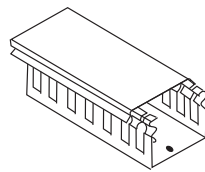
Applications

- Facilitates systematic Wiring
- Enhances aesthetic and clarity
- Permits faster connections, addition and fault tracing of wires
- Avoids bunching and tapping
- Provides complete Electrical Insulation
- CE marked

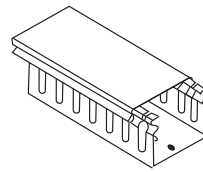
Slotting Styles (A & B Type)



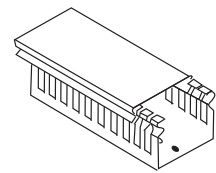
Unslotted (US)



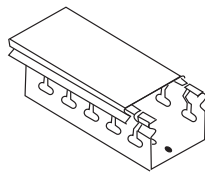
Standard Slotted (S)



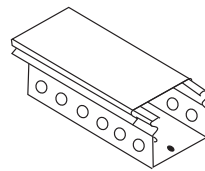
Straight Slotted (L)



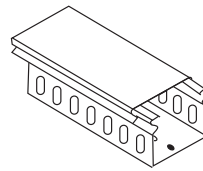
Thin Slotted (T)



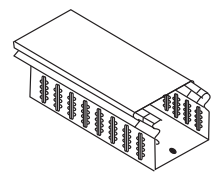
Horizontal Slotted (H)



Circular Slotted (C)



Oblong Slotted (O)

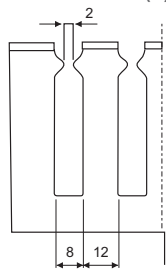


Multiple Slotted (M)

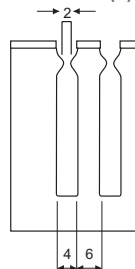
Slotting Dimension

B Type

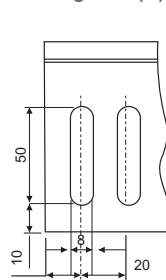
Standard Slot (S)



Thin Slot (T)

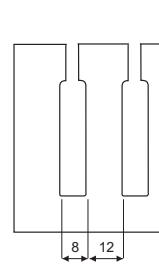


Oblong Slot (O)

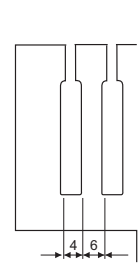


A Type

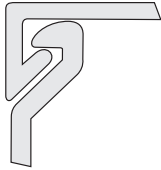
Standard Slot



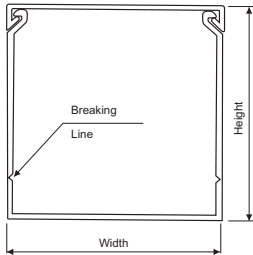
Thin Slot



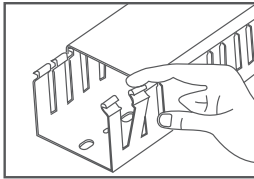
B Type Ducts



Non slip cover design of minimum encumbrance and maximum grip



Snap-off side wall fingers permit enlarging slot for any size of wire or wire bundles Requires no tools for cutting

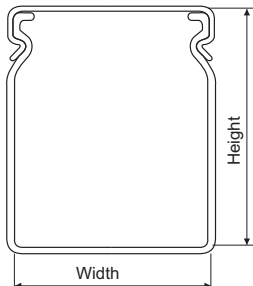


Duct with cover width x Height in (mm)	Cablehousing Capacity (Nos)			Std Pack Duct with cover (in 1 mtrs)	Std Pack Duct with cover (in 2 mtrs)	Slotting Style
	1.5 mm ² OD 3.18 mm (16 AWG)	2.5 mm ² OD 3.53 mm (14 AWG)	4 mm ² OD 4.01 mm (12 AWG)			
B25 x 30	37	30	23	100	50	S,T
B25 x 40	48	39	31	75	36	S,T
B25 x 60	72	57	45	50	25	S,T
B25 x 80	92	75	59	50	25	S,T
B25 x 100	126	105	81	50	25	S
B40 x 40	81	65	51	50	25	S,T
B40 x 60	121	98	77	50	25	S,T
B40 x 80	160	130	102	50	25	S,T,O
B40 x 100	200	164	128	40	25	S,T
B45 x 20	40	32	25	75	50	US
B45 x 45	102	82	64	50	25	S,T
B50 x 100	135	195	152	30	18	S,T
B60 x 20	61	50	39	50	25	US
B60 x 40	123	99	78	50	25	S,T
B60 x 60	180	146	114	50	25	S,T
B60 x 80	246	199	156	40	20	S,T,O
B60 x 100	308	247	194	30	18	S,T
B72 x 64	234	190	149	32	18	S
B75 x 75	291	236	185	32	16	S
B75 x 100	394	333	251	24	12	S,T
B80 x 40	165	134	105	50	25	S,T
B80 x 60	251	203	159	40	20	S,T
B80 x 80	337	272	214	32	16	S,T,O
B80 x 100	416	332	248	24	12	S,T
B100 x 60	316	256	201	30	18	S,T
B100 x 80	425	344	270	24	12	S,T
B100 x 100	531	429	336	18	10	S,T
B150 x 100	807	653	512	12	6	S,T
B150 x 150	1200	970	760	8	4	S,T

A Type Ducts




Specially designed profiles of duct & cover for fast and efficient locking




Duct with Cover Height X Width in (mm)	Cable Housing Capacity (Nos)			Available Slotting Styles	Standard Pack Duct with Cover	
	1.5 mm ² OD 3.53 mm (16 AWG)	2.5 mm ² OD 3.53 mm (14 AWG)	4 mm ² OD 4.01 mm (12 AWG)		1 mtrs	2 mtrs
	A15x15	11	9		7	S, H
A15X25	19	15	12	S, H	100	100
A25X25	31	25	20	S, O, T	100	50
A30X25	37	30	23	S, O, T	100	50
A40X30	59	48	37	S, T	75	25
A45X25	56	45	35	S, O, C, M, T, L	75	25
A45X30	67	54	42	S, O, C, M, T, L	50	25
A45X45	100	81	63	S, O, C, M, T, L	50	25
A45X60	134	108	84	S, O, C, M, T, L	50	25
A60X25	74	60	47	S, O, T	50	25
A60X45	134	108	84	S, O, T	50	25
A60X60	178	145	112	S, O, T	50	25
A60X120	356	289	224	S	15	8
A75X45	167	135	105	S, T, C	40	25
A75X75	278	226	175	S, T, C	32	16
A80X80	316	257	199	S, T	25	16
A100X100	495	401	311	S	18	10

Note: All sizes are available in unslotted (us) style.



Cover for Cable Duct



Cover Code for A type Duct	Size (width in mm)	Standard Pack (length in mtrs)
AC15	15	50
AC25	25	50
AC30	30	50
AC40	40	50
AC45	45	50
AC60	60	50
AC75	75	50
AC80	80	50
AC100	100	50
AC125	125	50
AC150	150	50

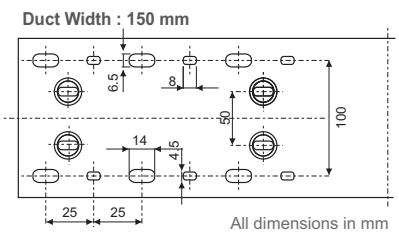
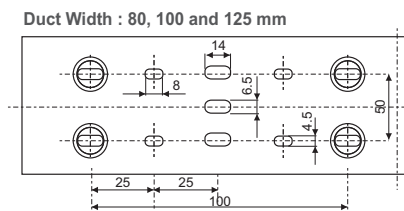
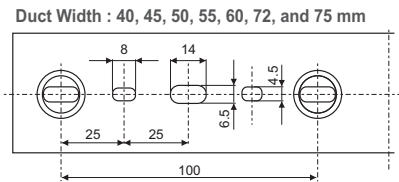
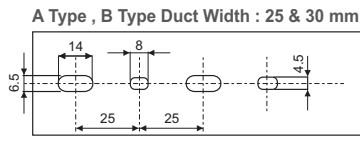
Cover Code for B Type Duct	Size (width in mm)	Standard Pack (length in mtrs)
BC25	25	50
BC30	30	50
BC40	40	50
BC45	45	50
BC50	50	50
BC60	60	50
BC72	72	50
BC80	80	50
BC100	100	50
BC125	125	50
BC150	150	50

Colour Options



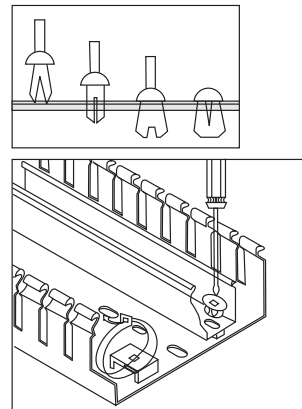
Colour	Code
Grey	13
Greenish Grey	33
White	18
Blue	25
Black	10
Ivory	31

Bottom Slotting Dimension



Accessories

Part Name	Figure	Ordering Code	Standard Packing
Fixing Lug		BFL 1	100
Cable Tie Attachment		BCT 1	100
Nylon Fastener		BNF 6 (6 mm)	100
		BNF 4 (4 mm)	100
Wire Retainer *		BWRT (Thin) BWRS (Std)	100
Name Plate		BNPT (Thin) BNPS (Std)	100
Mounting Clip I		BMC 1	100
Mounting Clip II		BMC 2	100



Ordering Procedure

Type	Size(mm)	Slotting	Colour	Total Length (in multiples of std pack)
A	45 x 45	T	18	A 45x45 = 50 Metres (White)
B	60 x 60	S	31	A 60x60 = 100 Metres (Ivory)

* Pls. specify size while Ordering.

Product improvement is a continuous process. Hence data given in this catalogue is subject to change without intimation.